

***Private & Confidential***

**Financial Statements  
of**

**Bangladesh Monospool Paper Manufacturing Company Ltd.**

BDG Corporate Building, Plot No.314/A, Block-E, Road No.18,  
Bashundhara R/A, Dhaka-1229

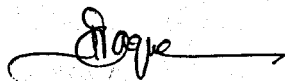
**For The Period From July 01, 2023 to September 30, 2023**

**Bangladesh Monospool Paper Manufacturing Company Ltd.**  
**For the year ended 30 June 2023**  
**Contents of the report**


<b>Serial No.</b>	<b>Particulars</b>	<b>Page No.</b>
1	Statement of Financial Position	1
2	Statement of Profit or Loss and other Comprehensive Income	2
3	Statement of Changes in Equity	3
4	Statement of Cash Flows	4
5	Notes to the Financial Statements	5-18
6	Schedule of Property, Plant & Equipment ( <b>Annexure-A</b> )	19
7	Calculation of Deffered Tax ( <b>Annexure-B</b> )	20

**Bangladesh Monospool Paper Manufacturing Company Ltd.**  
**Statement of Financial Position**  
As at 30 September 2023

Particulars	Notes	Amount in Taka	
		September 30, 2023	June 30, 2023
<b>ASSETS</b>			
<b>Non-Current Assets</b>		<b>772,066,912</b>	<b>773,375,706</b>
Property, Plant and Equipment	4.00	490,974,631	492,283,424
Capital Work-in-Progress	5.00	28,794,366	28,794,366
Long Term Investment	6.00	252,297,916	252,297,916
<b>Current Assets</b>		<b>1,047,424,396</b>	<b>1,022,027,432</b>
Inventories	7.00	240,815,748	256,257,825
Trade Receivable	8.00	213,270,061	207,670,061
Inter Company Account	9.00	98,987,915	98,289,549
Short Term Investment	10.00	623,443	623,443
Advances, Deposits and Prepayments	11.00	427,443,113	397,012,336
Advance Income Tax	12.00	43,491,768	38,483,069
Cash and Cash Equivalents	13.00	22,792,348	23,691,149
<b>TOTAL ASSETS</b>		<b>1,819,491,308</b>	<b>1,795,403,138</b>
<b>EQUITY AND LIABILITIES</b>			
		<b>510,132,297</b>	<b>489,795,246</b>
Share Capital	14.00	93,888,256	93,888,256
Revaluation Reserve	15.00	186,731,659	186,948,700
Retained Earnings	16.00	229,512,381	208,958,291
<b>LIABILITIES</b>			
<b>Non-Current Liabilities</b>		<b>883,706,319</b>	<b>889,064,074</b>
Deferred Tax Liabilities	17.00	41,168,687	41,184,534
Sponsor Directors Loan Account	18.00	136,028,066	136,028,066
Long Term Bank Loan	19.00	706,509,566	711,851,474
<b>Current Liabilities</b>		<b>425,652,693</b>	<b>416,543,817</b>
Trade Payable	20.00	2,050,384	1,625,349
Liabilities for Expenses	21.00	8,130,005	8,412,603
Short Term Bank Loan	22.00	269,188,763	265,799,599
Long Term Bank Loan-Current Portion	23.00	86,852,602	87,134,390
Inter Company Loan Account	24.00	4,200,000	4,200,000
Un-paid Dividend	25.00	2,306,128	3,627,392
Worker's Profit Participation Fund	26.00	6,376,381	5,066,785
Provision for Income Tax	27.00	46,548,430	40,677,699
<b>Total Liabilities</b>		<b>1,309,359,012</b>	<b>1,305,607,891</b>
<b>TOTAL EQUITY AND LIABILITIES</b>		<b>1,819,491,308</b>	<b>1,795,403,138</b>
<b>Net Assets Value Per Share (NAVPS)</b>	28.00	<b>54.33</b>	<b>52.17</b>



Company Secretary


  
Managing Director

Dhaka, Bangladesh

Dated: November 14, 2023.



Chief Financial Officer




Director


  
Chairman

**Bangladesh Monospool Paper Manufacturing Company Ltd.**  
**Statement of Profit or Loss and other Comprehensive Income**  
For the Period ended September 30, 2023


Particulars	Notes	Amount in Taka	
		July 01, 2023 to Sept. 30, 2023	July 01, 2022 to Sept. 30, 2022
Revenue	29.00	203,127,252	123,439,272
Cost of Goods Sold	30.00	(131,360,197)	(69,137,476)
<b>Gross Profit</b>		<b>71,767,055</b>	<b>54,301,796</b>
<b>Operating Expenses</b>		<b>(14,816,757)</b>	<b>(13,822,140)</b>
Administrative Expense		(6,466,424)	(5,607,120)
Selling and Distribution Expense		(8,350,333)	(8,215,021)
<b>Operating Profit</b>		<b>56,950,298</b>	<b>40,479,656</b>
Financial Expense	31.00	(29,455,877)	(21,552,438)
<b>Profit before other income</b>		<b>27,494,421</b>	<b>18,927,218</b>
Other Income	32.00	7,110	4,265
<b>Profit/(Loss) Before Tax and WPPF</b>		<b>27,501,531</b>	<b>18,931,482</b>
Provision for WPPF		(1,309,597)	(901,499)
<b>Profit/(Loss) Before Tax</b>		<b>26,191,934</b>	<b>18,029,983</b>
<b>Income Tax Expenses</b>		<b>(5,893,185)</b>	<b>(3,605,997)</b>
Current Tax	33.00	(5,870,731)	(3,552,001)
Deferred Tax	33.01	(22,454)	(53,995)
<b>Net Profit/(Loss) After Tax</b>		<b>20,298,749</b>	<b>14,423,987</b>
<b>Earnings Per Share (EPS)</b>	34.00	<b>2.16</b>	<b>1.54</b>




Company Secretary




Chief Financial Officer



Director



Managing Director



Chairman


Dhaka, Bangladesh

Dated: November 14, 2023.


**Bangladesh Monospool Paper Manufacturing Company Ltd.**  
**Statement of Changes in Equity**  
For the Period ended September 30, 2023

Particulars	Share Capital	Revaluation Reserve	Retained Earnings	Total
Balance as at 01.07.2023	93,888,256	186,948,700	208,958,291	489,795,247
Net Profit/(Loss) after Tax	-	-	20,298,749	20,298,749
Transferred From Deferred Tax provision to Revaluation Reserve	-	38,301	-	38,301
Transfer from Revaluation Reserve to Retained Earnings	-	(255,342)	255,342	-
<b>Balance as at 30.09.2023</b>	<b>93,888,256</b>	<b>186,731,660</b>	<b>229,512,382</b>	<b>510,132,297</b>


Balance as at 30.09.2022	93,888,256	187,617,092	154,333,055	435,838,403
--------------------------	------------	-------------	-------------	-------------



Company Secretary




Chief Financial Officer



Director



Managing Director



Chairman

Dhaka, Bangladesh  
Dated: November 14, 2023.

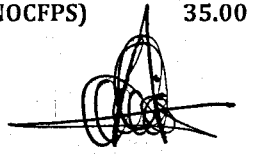
**Bangladesh Monospool Paper Manufacturing Company Ltd.**


**Statement of Cash Flows**


For the Period ended September 30, 2023


Particulars	Notes	Amount in Taka	
		July 01, 2023 to Sept. 30, 2023	July 01, 2022 to Sept. 30, 2022
<b>A. Cash Flow from Operating Activities:</b>			
Cash Received from Customer and Others		197,534,362	98,160,020
Less: Paid to Suppliers and Others		(159,664,704)	(241,655,294)
Less: Financial Expense		(31,408,621)	(36,173,925)
Less: Income Tax Paid		(5,008,699)	(1,098,395)
<b>Net Cash flows from Operating Activities (A)</b>		<b>1,452,338</b>	<b>(180,767,594)</b>
<b>B. Cash Flow from Investing Activities:</b>			
Acquisition of Property, Plant and Equipment		(49,720)	-
Advance against land purchases		-	-
<b>Net Cash used in Investing Activities (B)</b>		<b>(49,720)</b>	<b>-</b>
<b>C. Cash Flow from Financing Activities:</b>			
Long Term Loan Received/(Paid)		(281,788)	-
Short Term Loan Received/(Paid)		-	19,844,509
Sponsor Directors Loan		-	132,937,883
Received/(Payments) of others debt		(698,366)	28,815,310
Dividend Paid		(1,321,265)	(1,367,750)
<b>Net Cash flows from/(Used by) Financing Activities (C)</b>		<b>(2,301,419)</b>	<b>180,229,952</b>
<b>Net Increase/(Decrease) in Cash and Bank Balance</b>		<b>(898,801)</b>	<b>(537,642)</b>
Cash and Bank Balance at the opening of the year		23,691,149	23,592,717
<b>Cash and Bank Balance at the end of the year</b>		<b>22,792,348</b>	<b>23,055,076</b>
<b>Net Operating Cash Flows per share (NOCFPS)</b>	<b>35.00</b>	<b>0.15</b>	<b>(19.25)</b>

  
Company Secretary

  
Chief Financial Officer

  
Director

  
Managing Director

  
Chairman

Dhaka, Bangladesh  
Dated: November 14, 2023.

# Bangladesh Monospool Paper Manufacturing Company Ltd.

## Notes to the Financial Statements

For the period ended 30 September 2023

### 1.00 Significant Accounting Policies and other Material Information:

#### 1.01 Legal form of the Enterprise:

Bangladesh Monospool Paper Manufacturing Company Ltd. is a Public Limited Company registered with the Registrar of Joint Stock Companies and Firms on 23rd January, 1988. In 1989, the company issued its share for public subscription. The Shares of the Company are listed in the Dhaka Stock Exchange Ltd and Chittagong Stock Exchange Ltd.

#### 1.02 Registered Office of the Company:

The Registered Office is situated at BDG Corporate Building, Plot No. 314/A, Block-E, Road No. 18, Bashundhara R/A, Dhaka-1229 and the Factory is located at Sreerampur, Dhamrai, Dhaka.

#### 1.03 Principal activities and nature of the business:

Bangladesh Monospool Paper Manufacturing Company Ltd. is engaged in Converting and Printing of Paper & Paper Products and their Marketing.

### 2.00 Basis of Financial Statements Preparation and Presentation:

#### 2.01 Statement of Compliance:

Bangladesh Monospool Paper Mfg. Co. Ltd. complies with the following major legal provisions in addition to the Companies Act 1994 and other applicable laws and regulations:

- a) The Income Tax Ordinance 1984
- b) The Income Tax Rules 1984
- c) The Value Added Tax and Supplementary Duty Act 2012
- d) The Value Added Tax and Supplementary Duty Rules 2016
- e) The Securities and Exchange Rules 1987
- f) The Customs Act 1969
- g) The Labour Act 2006 (as amended in 2013)

#### 2.02 Authorization date for issuing Financial Statements:

The financial statements were authorized by the Board of Directors on **November 14, 2023**.

#### 2.03 Reporting period:

The financial statements cover one year from **01 July 2023 to 30 September 2023**.

#### 2.04 Components of the Financial Statements:

According to IAS-1 "presentation of the Financial Statements" the complete set of financial statement includes the following components:

- a) Statement of Financial Position as at September 30, 2023.
- b) Statement of Profit or Loss and Other Comprehensive Income for the period ended September 30, 2023.
- c) Statement of Changes in Equity for the period ended September 30, 2023.
- d) Statement of Cash Flows for the period ended September 30, 2023.
- e) Accounting Policy Notes to the financial statements for the period ended September 30, 2023.

# **Bangladesh Monospool Paper Manufacturing Company Ltd.**

## **Notes to the Financial Statements**

For the period ended 30 September 2023

### **3.00 Significant Accounting Policies:**

The specific accounting policies selected and applied by the company's directors for significant transactions and events that have material effect within the framework of IAS-1 "Presentation of Financial Statements", in preparation and presentation of financial statements have been consistently applied throughout the period and were also consistent with those used in earlier years. For a proper understanding of the financial statements, these accounting policies are set out below in one place as prescribed by the IAS-1 "Presentation of Financial Statements". The recommendations of IAS-1 relating to the format of financial statements were also taken into full consideration for fair presentation.

### **3.01 General**

- i) Figures appearing in these accounts have been rounded off to the nearest taka.
- ii) Prior year's figures have been rearranged wherever considered necessary to ensure comparability with the current year.
- iii) Bracket figures denote negative.



**Bangladesh Monospool Paper Manufacturing Company Ltd.**  
**Notes to the Financial Statements**  
**As at 30 September 2023**

Note No.	Particulars	Amount in Taka	
		September 30, 2023	June 30, 2023
<b>4.00</b>	<b>Property, Plant and Equipment: Tk. 490,974,631</b>		
	This is made up as follows:		
	Balance as at 01.07.2023	361,745,071	361,745,071
	Add: Addition made during the Year	49,720	-
	<b>Balance as at 30.09.2023</b>	<b>361,794,791</b>	<b>361,745,071</b>
	<b>Accumulated Depreciation</b>		
	Balance as at 01.07.2023	89,400,767	84,655,933
	Add: Charged during the Year	1,103,172	4,744,834
	<b>Balance as at 30.09.2023</b>	<b>90,503,940</b>	<b>89,400,767</b>
	Cost Less Accumulated Depreciation	271,290,852	272,344,304
	Add: Revaluation of Assets	219,683,779	219,939,121
	<b>Total Written Down Value as at 30.09.2023</b>	<b>490,974,631</b>	<b>492,283,424</b>
	The details Schedule of Property, Plant and Equipment are shown in (Annexure- A).		
<b>5.00</b>	<b>Capital Work-in-Progress: Tk. 28,794,366</b>		
	This is made up as follows:		
	Balance as at 01.07.2023	28,794,366	28,794,366
	Add: Addition made during the Year	-	-
	<b>Balance as at 30.09.2023</b>	<b>28,794,366</b>	<b>28,794,366</b>
<b>6.00</b>	<b>Long Term Investment: Tk.252,297,916</b>		
	The details of Long Term Investment are as follows:		
	<b>Name of Company:</b>		
	BD.News & Entertainment	6,448,841	6,448,841
	Pearl Paper and Board Mills Ltd.	245,849,075	245,849,075
	<b>Total</b>	<b>252,297,916</b>	<b>252,297,916</b>
<b>7.00</b>	<b>Inventories: Tk. 240,815,748</b>		
	This is made up as follows:		
	Raw Materials in Stock	182,896,918	191,170,762
	Finished Goods	57,918,830	65,087,063
	<b>Total</b>	<b>240,815,748</b>	<b>256,257,825</b>
<b>8.00</b>	<b>Trade Receivable : Tk. 213,270,061</b>		
	This is made up as follows:		
	Trade Receivable	213,270,061	207,670,061
		<b>213,270,061</b>	<b>207,670,061</b>
	<b>Ageing of Trade Receivables:</b>		
	(Disclosure as per Schedule-XI, Part-I, of The Companies Act, 1994)		
	Due within 3 months	193,477,964	187,628,649
	Due over 3 months but within 6 months	19,792,097	20,041,412
	Due over 6 months	-	-
	<b>Total</b>	<b>213,270,061</b>	<b>207,670,061</b>

**Bangladesh Monospool Paper Manufacturing Company Ltd.**  
**Notes to the Financial Statements**  
**As at 30 September 2023**

Note No.	Particulars	Amount in Taka	
		September 30, 2023	June 30, 2023

**9.00 Inter Company Account: Tk. 98,987,915**

This is made up as follows:

**Name of Company:**

BDG-Magura Group Ltd	-	3,551,634
Kores Bangladesh Ltd.	1,040,000	2,040,000
World of Textile	4,000,000	4,000,000
BD.News & Entertainment	12,999,000	12,999,000
Magura Paper Mills Ltd	80,948,915	75,698,915
	<b>98,987,915</b>	<b>98,289,549</b>

**10.00 Short Term Investment: Tk. 623,443**

This is made up as follows:

**Particulars**

SIBL FDR A/C NO. 0025330050855	623,443	623,443
<b>Total</b>	<b>623,443</b>	<b>623,443</b>

**11.00 Advances, Deposits and Prepayments: Tk. 427,443,113**

This is made up as follows:

Advances	356,269,863	325,692,646
Deposits	10,419,771	11,638,437
Advance against land purchases	55,250,000	55,250,000
Prepayments	5,503,479	4,431,253
<b>Total</b>	<b>427,443,113</b>	<b>397,012,336</b>

**12.00 Advance Income Tax: Tk.43,491,768**

This is made up as follows:

Opening Balance	38,483,069	41,506,921
Add: Addition during the Year	5,008,699	22,613,216
Less: Adjustment During the year	-	(25,637,068)
<b>Closing Balance</b>	<b>43,491,768</b>	<b>38,483,069</b>

**13.00 Cash and Cash Equivalents: Tk. 22,792,348**

This is made up as follows:

**Particulars**

Cash at Bank	Note- 13.01	3,652,865		10,115,197
Cash in Hand		19,139,482		13,575,952
<b>Total</b>		<b>22,792,348</b>		<b>23,691,149</b>

**Bangladesh Monospool Paper Manufacturing Company Ltd.**  
**Notes to the Financial Statements**  
**As at 30 September 2023**

Note No.	Particulars	Amount in Taka	
		September 30, 2023	June 30, 2023

**13.01 Cash-at-Bank: Tk. 3,652,865**

This is made up as follows:

**Particulars**

Sonali Bank Ltd., Local Office Br.33008364	51,026	51,026
A.B. Bank Ltd., Principal Br..208507430	111,265	771,790
Agrani Bank Ltd.-10180101	7,849	7,849
SIBL, Bashundhara Br-0771330002408	415	415
Basic Bank Ltd., Bashundhara Br.4910-01-000389	23,033	23,033
SIBL, Principal Br-0021330009899	525,861	1,668,110
UCBL, Bashundhara Br.0099-1301-0000083	40,821	40,821
Shahjalal Islami Bank Ltd.,-F.Ex.Br.4014-13100001071	-	-
Islami Bank Bangladesh Limited-Kalampur Branch 00709	18,674	18,674
First Security Islami Bank #017711100000231	2,295	2,295
Meghna Bank Ltd. #11011100000730	29,164	29,164
SIBL, Bashundhura Br-0771360001186.	574,775	3,912,955
SIBL, Bashundhura Br-(WPPF)077136000591.	-	-
SIBL, Bashundhura Br-(WPPF)077136000602	-	-
SIBL, Bashundhura Br-(WPPF)077136000613	-	-
SIBL Motijheel -PB Br-002360003444	391	391
SIBL, Bashundhura Br-(Dividend Payment)0771360001873	1,933,935	3,254,964
Shimanto Bank Ltd. # 1002241000113	7,240	7,240
The Premier Bank Ltd.-0155111-00000320	326,122	326,470
Brac Bank Ltd. 150520230668201	-	-
<b>Total</b>	<b>3,652,865</b>	<b>10,115,197</b>

**14.00 Share Capital: Tk. 93,888,256**

This is made up as follows:

**Authorized Capital: Tk.500,000,000**

5,00,00,000 Ordinary Shares @ Tk.10.00 each.	500,000,000	500,000,000
	<b>500,000,000</b>	<b>500,000,000</b>

**Issued, Called and Paid-up Capital: Tk. 93,888,256**

93,88,825 Ordinary Shares @ Tk.10.00 each	93,888,256	93,888,256
	<b>93,888,256</b>	<b>93,888,256</b>

Paid-up Capital and are classified as follows:

Classification	No. of Share	Face value (Tk)	Total value (Tk)
<b>Group-A</b> : Sponsor and Director	4,225,206	10	42,252,060
<b>Group-B</b> : Financial Institutions	817,766	10	8,177,660
<b>Group-C</b> : General Public	4,345,853	10	43,458,536
<b>Total :</b>	<b>9,388,825</b>		<b>93,888,256</b>

**Bangladesh Monospool Paper Manufacturing Company Ltd.**  
**Notes to the Financial Statements**  
**As at 30 September 2023**

Note No.	Particulars	Amount in Taka	
		September 30, 2023	June 30, 2023

**Classification of Shareholders and their Share Holding Position are as follow:**

Name of Shareholder	Position	No. of Share Held	Percentage of Share Held
Mr. Mustafa Kamal Mohiuddin	Chairman	2,040,000	21.73%
Mr. Mostafa Jamal Mohiuddin	Managing Director	512,638	5.46%
Bangladesh Development Group Ltd. Represented by Abu Nasir Ahmed Md. Mobarok Hossain	Director	935,475	9.96%
BDG-Magura Group Limited Represented by Md.Amir Hossain		594,562	6.33%
Pearl Paper and Board Mills Ltd.	Shareholder	-	0.00%
Mr.Muhammad Enayet Ali	Independent	-	0.00%
Dr. Md. Mahbubul Alam Joarder	Director	-	0.00%
Dr.Ataur Rahman		-	0.00%
Mr. Ashfaqu Islam	Sponsor Shareholder	40,656	0.43%
Mr. M.U. Ahmed		1,694	0.02%
Mr. Mohiuddin Ahmed		6,335	0.07%
Miah Md. Rezaul Haque		40,656	0.43%
Mr. Md. Mobarok Hossain		18,701	0.20%
Abrirbhab Multi Media Limited	Shareholder	10,164	0.11%
Investment Consultants and Share Management Ltd.		15,855	0.17%
Paper Processing and Packaging Ltd.		8,470	0.09%
Financial Institutions		817,766	8.71%
General Public		4,345,853	46.29%
<b>Total</b>		<b>9,388,825</b>	<b>100%</b>

**Distribution of each Class of equity, setting out the number of holders and percentage, in the following categories:**

Holding Range	No. of Shareholder	Total Holdings	Percentage
01-----3000	5466	1,806,806	19.24%
3001-----15000	237	1,458,297	15.53%
15001-----30000	18	353,831	3.77%
300001-----300000	8	460,632	4.91%
300001-----1500000	5	3,269,259	34.82%
1500001-----1800000	0	-	0.00%
1800001-----2100000	1	2,040,000	21.73%
	<b>5,735</b>	<b>9,388,825</b>	<b>100%</b>

## Bangladesh Monospool Paper Manufacturing Company Ltd.

### Notes to the Financial Statements

As at 30 September 2023

Note No.	Particulars	Amount in Taka	
		September 30, 2023	June 30, 2022
<b>15.00</b>	<b>Revaluation Reserve: Tk.186,731,659</b>		
	This is made up as follows:		
	Opening Balance	186,948,700	187,839,443
	Deffered Tax provision on re-valuation surplus	38,301	157,716
	Previous year adjustment for Deffered Tax	-	-
	Adjustment of Depreciation on Re-valued Assets.	(255,342)	(1,048,459)
	<b>Total</b>	<b>186,731,659</b>	<b>186,948,700</b>
<b>16.00</b>	<b>Retained Earnings: Tk. 229,512,381</b>		
	This is made up as follows:		
	Opening Balance	208,958,291	139,646,954
	Profit/(Loss) during the year	20,298,749	77,651,704
	10 % Cash Dividend	-	(9,388,826)
	Adjustment of Depreciation on Re-valued Assets	255,342	1,048,459
	<b>Closing Balance</b>	<b>229,512,381</b>	<b>208,958,291</b>
<b>17.00</b>	<b>Deffered Tax Liabilities : Tk. 41,168,687</b>		
	This is made up as follows:		
	Opening Balance	41,184,534	40,215,812
	Add/(Less): Previous year adjustment	-	-
	Add/(Less): Deferred Tax Expenses/(Income) on cost	22,454	1,126,438
	Add/(Less): Deferred Tax Expenses/(Income) on revaluation	(38,301)	(157,716)
	<b>Total</b>	<b>41,168,687</b>	<b>41,184,534</b>
<b>18.00</b>	<b>Sponsor Directors Loan Account: Tk.136,028,066</b>		
	This is made up as follows:		
	Mr.Mustafa Kamal Mohiuddin	3,087,183	3,087,183
	Magura Group Ltd	29,816,120	29,816,120
	Bangladesh Developlent Group	69,304,448	69,304,448
	Pearl Paper and Board Mills Ltd.	33,820,315	33,820,315
	<b>Total</b>	<b>136,028,066</b>	<b>136,028,066</b>
<b>19.00</b>	<b>Long Term Bank Loan: Tk.706,509,566</b>		
	This is made up as follows:		
	Social Islami Bank Ltd.	8,844,818	9,768,408
	Phoneix finance and Investment Ltd.	697,664,748	702,083,066
	<b>Total</b>	<b>706,509,566</b>	<b>711,851,474</b>
<b>19.01</b>	<b>Social Islami Bank Ltd.:Tk.8,844,818</b>		
	This is made up as follows:		
	HPSM#002360000282	7,056,132	7,056,132
	<b>Principal Outstanding</b>	<b>7,056,132</b>	<b>7,056,132</b>
	Add: Interest Outstatnding	1,788,686	2,712,276
	<b>Total</b>	<b>8,844,818</b>	<b>9,768,408</b>

## Bangladesh Monospool Paper Manufacturing Company Ltd.

### Notes to the Financial Statements

As at 30 September 2023

Note No.	Particulars	Amount in Taka	
		September 30, 2023	June 30, 2022
<b>19.02</b>	<b>Phoneix finance and Investment Ltd. :Tk.697,664,748</b>		
	This is made up as follows:		
	PFIL/SME/TL-64/2017	112,630,227	112,630,227
	PFIL/SME/TL-57/17	305,750,326	305,750,326
	<b>Principal Outstanding</b>	<b>418,380,553</b>	<b>418,380,553</b>
	Add: Interest Outstanding	279,284,195	283,702,513
	<b>Total</b>	<b>697,664,748</b>	<b>702,083,066</b>
<b>20.00</b>	<b>Trade Payable Tk.2,050,384</b>		
	This is made up as follows:		
	Arafat Traders	234,950	234,950
	Bhai Bhai enterprise	35,897	115,362
	M/S Aleya Enterprise	162,224	162,224
	Newaj Traders	228,853	198,953
	Sahanoor Printing & Packaging Ltd	657,606	357,606
	Souimate Packaging & Accessories Ltd.	730,854	556,254
	<b>Total</b>	<b>2,050,384</b>	<b>1,625,349</b>
<b>21.00</b>	<b>Liabilities for Expenses:Tk.8,130,005</b>		
	This is made up as follows:		
	Bangladesh Advance Technologies Ltd	59,000	59,000
	Chittagong Stock Exchange Ltd	145,000	145,000
	Grameen Phone	11,628	12,639
	Jharna Engineering Works	208,640	208,640
	Link 3 Technologies	32,300	16,150
	Metro Net Bangladesh Ltd	10,000	5,000
	Audit Fees	230,000	230,000
	Pinnacle Power Ltd	26,717	10,521
	Raima Golpo Book Binding	463,094	463,094
	Robi Axiata Ltd	6,986	5,677
	Rini Book Binding	296,998	296,998
	Tetra Host Bangladesh	7,000	3,500
	Wages, Salary and Allowance	6,613,392	6,943,384
	Md.Yousuf Ali (Cattering)	19,250	13,000
	<b>Total</b>	<b>8,130,005</b>	<b>8,412,603</b>
<b>22.00</b>	<b>Short Term Bank Loan:Tk.269,188,763</b>		
	This is made up as follows:		
	Details of Social Islami Bank Ltd. (SIBL) Short Term Loan are as Follows:		
	Bai Muazzal (Commercial)	22.01 149,818,795	146,579,794
	Bai Muazzal (Trust Receipt)	22.02 119,369,968	119,219,805
	<b>Total</b>	<b>269,188,763</b>	<b>265,799,599</b>

**Bangladesh Monospool Paper Manufacturing Company Ltd.**

**Notes to the Financial Statements**

As at 30 September 2023

Note No.	Particulars	Amount in Taka	
		September 30, 2023	June 30, 2022

**22.01 Bai Muazzal (Commercial):Tk.149,818,795**

BIAM LOAN# 002310013227	5,000,000	5,000,000
BIAM LOAN# 0023130014836	5,000,000	5,000,000
BIAM LOAN# 0023120169725	1,763,667	1,763,667
BIAM LOAN# 0023120169736	5,000,000	5,000,000
BIAM LOAN# 0023120169747	5,000,000	5,000,000
BIAM LOAN# 0023120169758	4,000,000	4,000,000
BIAM LOAN# 0023120169769	5,000,000	5,000,000
BIAM LOAN# 0023120169771	5,000,000	5,000,000
BIAM LOAN# 0023120169782	6,000,000	6,000,000
BIAM LOAN# 0023120169793	6,000,000	6,000,000
BIAM LOAN# 0023120169804	6,700,000	6,700,000
BIAM LOAN# 0023120169872	4,000,000	4,000,000
BIAM LOAN# 0023120169883	4,000,000	4,000,000
BIAM LOAN# 0023120169894	4,000,000	4,000,000
BIAM LOAN# 0023120169905	4,800,000	4,800,000
BIAM LOAN# 0023120169927	7,500,000	7,500,000
BIAM LOAN# 0023120169938	7,500,000	7,500,000
BIAM LOAN# 0023120169949	8,000,000	8,000,000
BIAM LOAN# 0023120169951	8,000,000	8,000,000
BIAM LOAN# 0023120169962	8,000,000	8,000,000
BIAM LOAN# 0024670000055	4,000,000	4,000,000
BIAM LOAN # 0023120170557	5,000,000	5,000,000
BIAM LOAN # 0023120170568	5,000,000	5,000,000
BIAM LOAN # 0023120170579	5,000,000	5,000,000
BIAM LOAN # 0023120170581	4,700,000	4,700,000
<b>Principal Outstanding</b>	<b>133,963,667</b>	<b>133,963,667</b>
Add: Interest Outstatnding	15,855,128	12,616,127
<b>Total</b>	<b>149,818,795</b>	<b>146,579,794</b>

**22.02 Bai Muazzal (Trust Receipt):Tk.119,369,968**

LTR# 0023110051879	6,994,042	6,994,042
LTR# 0023110052781	3,977,082	3,977,082
LTR# 0023110052858	6,171,459	6,171,459
LTR# 0023110055121	4,151,014	4,151,014
LTR# 0023110055931	1,260,711	1,260,711
LTR# 0023110058236	3,810,173	3,810,173
LTR#0023110058844	2,852,423	2,852,423
LTR#0023110059002	185,000	185,000
LTR#0023110059463	-	5,217,524
LTR#0023110059507	-	2,115,000
LTR#0023110059619	-	1,500,207
LTR#0023110059665	2,367,947	3,801,216
LTR# 0023110054175	8,081,137	8,081,137
LTR# 0024290000018	5,254,405	5,254,405
LTR# 0024290000029	1,942,892	1,942,892

## Bangladesh Monospool Paper Manufacturing Company Ltd.

### Notes to the Financial Statements

As at 30 September 2023

Note No.	Particulars	Amount in Taka	
		September 30, 2023	June 30, 2022
	LTR# 002429000031	6,530,291	6,530,291
	LTR# 002429000042	4,271,484	4,271,484
	LTR# 0024290000132	3,095,752	3,095,752
	LTR# 0023110060431	1,290,500	1,290,500
	LTR# 0023110060699	5,141,223	5,141,223
	LTR# 0023110060813	4,169,000	4,169,000
	LTR# 0023110060947	3,354,859	3,354,859
	LTR # 0023110060971	5,213,000	5,213,000
	LTR# 0024290000143	3,795,000	3,795,000
	LTR# 0023110062433	3,716,000	3,716,000
	LTR# 0023110062613	4,342,000	4,342,000
	LTR# 0023110062613	10,266,000	-
	<b>Principal Outstanding</b>	<b>102,233,394</b>	<b>102,233,394</b>
	Add: Interest Outstanding	17,136,574	16,986,412
	<b>Total</b>	<b>119,369,968</b>	<b>119,219,805</b>
<b>23.00</b>	<b>Long Term Bank Loan-Current Portion Tk.86,852,602</b>		
	This is made up as follows:		
	Details of Long Term Bank Loan-Current Portion are as Follows:		
	SIBL- HPSM#0023600000078	1,999,147	1,999,147
	SIBL- HPSM#0023600000102	5,778,429	5,778,429
	SIBL- HPSM#0023600000181	2,901,635	3,183,423
	SIBL- HPSM#0023600000282	2,343,868	2,343,868
	<b>Sub-Total</b>	<b>13,023,079</b>	<b>13,304,867</b>
	PFIL/SME/TL-64/17	10,196,218	10,196,218
	PFIL/SME/TL-57/17	63,633,305	63,633,305
	<b>Sub-Total</b>	<b>73,829,523</b>	<b>73,829,523</b>
	<b>Total</b>	<b>86,852,602</b>	<b>87,134,390</b>
<b>24.00</b>	<b>Inter Company Loan Account: TK.4,200,000</b>		
	This is made up as follows:		
	Magura Group Ltd	4,200,000	4,200,000
	<b>Total</b>	<b>4,200,000</b>	<b>4,200,000</b>
<b>25.00</b>	<b>Un-paid Dividend: Tk. 2,306,128</b>		
	This is made up as follows:		
	Opening Balance	3,627,392	2,729,786
	Add: Declared during the Period	-	9,388,826
	<b>Total</b>	<b>3,627,392</b>	<b>12,118,612</b>
	Less: Paid during the Year	(1,321,265)	(8,491,220)
	<b>Closing Balance</b>	<b>2,306,128</b>	<b>3,627,392</b>
	<b>Un-paid Dividend and are classified as follows:</b>		
	Group-A Sponsor and Director	171,240	179,540
	Group-B Financial Institutions	67,299	84,124
	Group-C General Public	2,067,588	3,363,728
	<b>Total :</b>	<b>2,306,128</b>	<b>3,627,392</b>



**Bangladesh Monospool Paper Manufacturing Company Ltd.**  
**Notes to the Financial Statements**  
**As at 30 September 2023**

Note No.	Particulars	Amount in Taka	
		September 30, 2023	June 30, 2022
<b>26.00</b>	<b>Worker's Profit Participation Fund: Tk.6,376,381</b>		
	This is made up as follows:		
	Balance as at 01.07.2023	5,066,785	3,129,052
	Less: Payment made during the year	-	(3,129,052)
	<b>Available Fund</b>	<b>5,066,785</b>	<b>-</b>
	Add: Interest applied during the year	-	-
	<b>Total Available Fund</b>	<b>5,066,785</b>	<b>-</b>
	Add: Profit apportioned for the year	1,309,597	5,066,785
	<b>Closing Balance as on 30.09.2023</b>	<b>6,376,381</b>	<b>5,066,785</b>
<b>27.00</b>	<b>Provision for Income Tax: Tk.46,548,430</b>		
	This is made up as follows:		
	Opening Balance	40,677,699	43,757,214
	Add: Short Provision up to 2018-2019	-	-
	Current Year Tax	5,870,731	22,557,553
	<b>Sub-Total</b>	<b>46,548,430</b>	<b>66,314,767</b>
	Less: Tax adjustment during the year	-	(25,637,068)
	<b>Closing Balance</b>	<b>46,548,430</b>	<b>40,677,699</b>
<b>28.00</b>	<b>Net Assets Value per share (NAV): Tk. 54.33</b>		
	This is made up as follows:		
	Shareholders Equity	510,132,297	489,795,246
	No. of Share	9,388,825	9,388,825
	<b>Total</b>	<b>54.33</b>	<b>52.17</b>

**Bangladesh Monospool Paper Manufacturing Company Ltd.**

**Notes to the Financial Statements**  
For the Period ended September 30, 2023

Note No.	Particulars .	Amount in Taka	
		July 01, 2023 to Sept. 30, 2023	July 01, 2022 to Sept. 30, 2022
<b>29.00</b>	<b>Revenue: Tk.203,127,252</b>		
	This is made up as follows:		
	Computer Paper/Cheque Books/NCR Paper & Other Security Products	50,408,822	30,402,402
	Photocopy Paper/Recycled paper/ATM Roll/TP Roll	152,718,430	93,036,870
	<b>Total</b>	<b>203,127,252</b>	<b>123,439,272</b>
<b>30.00</b>	<b>Cost of Goods Sold: Tk131,360,197</b>		
	This is made up as follows:		
	Materials Consumed	114,970,822	67,755,749
	Factory Overhead	9,221,142	8,739,820
	<b>Cost of Manufactured</b>	<b>124,191,963</b>	<b>76,495,569</b>
	Opening Work-in-Process	-	-
		<b>124,191,963</b>	<b>76,495,569</b>
	Closing Work-in-Process	-	-
	<b>Cost of Production</b>	<b>124,191,963</b>	<b>76,495,569</b>
	Opening Finished Goods	65,087,063	33,251,498
		<b>189,279,027</b>	<b>109,747,067</b>
	Closing Finished Goods	57,918,830	40,609,591
	<b>Total</b>	<b>131,360,197</b>	<b>69,137,476</b>
<b>31.00</b>	<b>Financial Expense: Tk.29,455,877</b>		
	This is made up as follows:		
	Bank Loan Interest (SIBL)	6,218,017	4,237,706
	Interest Expenses of PFIL	23,197,851	17,216,827
	Bank Charges and Others	40,009	97,905
	<b>Total</b>	<b>29,455,877</b>	<b>21,552,438</b>
<b>32.00</b>	<b>Other Income: Tk.7,110</b>		
	This is made up as follows:		
	Wastage Sale	7,110	4,265
	<b>Total</b>	<b>7,110</b>	<b>4,265</b>
<b>33.00</b>	<b>Current Tax: Tk.5,870,731</b>		
	This is made up as follows:		
	<b>Particulars</b>		
	Profit before Tax	26,191,934	18,029,983
	Add: Accounting base depreciation	1,103,172	1,186,209
	Less: Tax base depreciation	(1,202,967)	(1,456,185)
	<b>Taxable Profit for Current Tax</b>	<b>26,092,139</b>	<b>17,760,007</b>
	Applicable Tax Rate	22.50%	20.00%
	<b>Provision for Income tax</b>	<b>5,870,731</b>	<b>3,552,001</b>
	Advance tax paid for 82( C)	5,008,699	1,098,395
	22.5% on Profit before Tax	5,870,731	3,552,001
	0.6% on gross receipt for 82( C)	1,218,764	740,636
	<b>Current Tax Whichever is higher</b>	<b>5,870,731</b>	<b>3,552,001</b>

## Bangladesh Monospool Paper Manufacturing Company Ltd.

### Notes to the Financial Statements For the Period ended September 30, 2023

Note No.	Particulars	Amount in Taka	
		July 01, 2023 to Sept. 30, 2023	July 01, 2022 to Sept. 30, 2022
<b>33.01</b>	<b>Deferred Tax : Tk. 22,454</b>		
	This is made up as follows:		
	Carrying Amount as per Company Policy	71,144,389	75,756,467
	Carrying Amount as per Tax Law	34,626,314	40,148,115
	Taxable Temporary Difference	<b>36,518,075</b>	<b>35,608,352</b>
	Applicable Tax Rate	22.5%	20.0%
	<b>Total Deferred Tax Liability as on Sept. 30, 2023</b>	<b>8,216,567</b>	<b>7,121,670</b>
	Add / (Less) Previous Year Adjustment	-	-
	Less: Opening deferred tax	(8,194,113)	(7,067,675)
	<b>Deferred tax expenses / (income) during the year</b>	<b>22,454</b>	<b>53,995</b>
	The details Calculation of Deffered Tax are shown in (Annexure- B).		
<b>34.00</b>	<b>Earning Per Share (Basic): Tk.2.16</b>		
	This is made up as follows:		
	<b>Particulars</b>		
	Net Profit after Tax	20,298,749	14,423,987
	Number of Ordinary Shares	9,388,825	9,388,825
	<b>Total</b>	<b>2.16</b>	<b>1.54</b>
<b>35.00</b>	<b>Net Operating Cash Flows per share(NOCF): Tk.0.15</b>		
	This is made up as follows:		
	<b>Particulars</b>		
	Net Cash flows from Operating Activities	1,452,338	(180,767,594)
	No. of Share	9,388,826	9,388,826
	<b>Total</b>	<b>0.15</b>	<b>(19.25)</b>
<b>35.01</b>	<b>Reconciliation of net profit/(loss) after tax with cash flow from operating activities under indirect method:</b>		
	Net Profit/(Loss) After Tax	20,298,749	14,423,987
	<b>Adjustments to reconcile net income to net cash</b>		
	Depreciation	1,358,514	1,448,323
	Finance Expenses	29,455,877	21,552,438
	Provision for WPPF	1,309,597	901,499
	Income Tax Expenses	5,870,731	3,552,001
	Deffered Tax Liability	22,454	53,995
	<b>Changes in operating assets and liabilities:</b>		
	Stock of Inventories	15,442,077	(46,133,192)
	Trade Debtors	(5,600,000)	(25,283,517)
	Advance, Deposit & Prepayments	(30,430,778)	(112,685,504)
	Trade Creditors	425,035	(76,833)
	Liability for Expenses	(282,598)	(1,248,472)
	Income Tax Paid	(5,008,699)	(1,098,395)
	Bank Charge Paid	(31,408,621)	(36,173,925)
	<b>Net Cash flows from Operating Activities</b>	<b>1,452,338</b>	<b>(180,767,594)</b>

## Bangladesh Monospool Paper Manufacturing Company Ltd.

### Notes to the Financial Statements For the Period ended September 30, 2023

Note No.	Particulars	Amount in Taka	
		July 01, 2023 to Sept. 30, 2023	July 01, 2022 to Sept. 30, 2022

#### 36.00 Related party transactions

During the period the company carried out a number of transactions with related parties in the normal course of business on an arms' length basis. Names of those related parties, nature of those transactions and their value have been set out in accordance with the provisions of IAS-24: Related party disclosure.

Sl. No.	Name of the Related Parties	Nature of Transactions	Sept. 30, 2023
1	Magura Paper Mills Ltd.	Trade Receivable	13,533,405
2	Pearl Paper and Board Mills Ltd.		24,946,197
3	Aman Ullah	Advance against Salary	20,000
4	Najmul Haque		53,200
5	Protul kumar Mazumder		79,000
6	Rashed Talukder		13,000
7	Khalid Hasan		22,000
8	Md Abdus Sobhan		61,733
9	Md.Zahirul Islam		39,000
10	Rajob Dewan		66,000
11	Towhidul Islam		16,700
12	Sawpon Kumar Dutta		30,000
13	BD.News & Entertainment	Long Term Investment	6,448,841
14	Pearl Paper and Board Mills Ltd.		245,849,075
15	Kores Bangladesh Ltd.	Inter Company Account (Current Assets)	1,040,000
16	World of Textile		4,000,000
17	BD.News & Entertainment		12,999,000
18	Magura Paper Mills Ltd		80,948,915
19	Mr.Mustafa Kamal Mohiuddin	Sponsor Directors Loan Account	3,087,183
20	Magura Group Ltd		29,816,120
21	Bangladesh Developlent Group		69,304,448
22	Pearl Paper and Board Mills Ltd.		33,820,315
23	Magura Group Ltd	Inter Company Account (Current Liabilities)	4,200,000

**Bangladesh Monospool Paper Mfg. Co.Ltd**  
**Schedule of Property, Plant and Equipment**  
**For the Period ended September 30, 2023**

Particulars	Cost (Amount in Taka)			Depreciation (Amount in Taka)			Written Down Value as at 30.09.2023	
	Balance as at 01.07.2023	Addition /Adjustment	Balance as at 30.09.2023	Rate	Balance as at 01.07.2023	Charge during the Period		Balance as at 30.09.2023
	Land and Land Development	200,146,462	-	200,146,462	0%	-		-
Building and Construction	34,121,341	-	34,121,341	2.5%	14,609,871	121,947	19,389,523	
Plant and Machinery	100,589,733	-	100,589,733	7%	55,313,951	792,326	44,483,456	
Electrical Installation	5,352,749	-	5,352,749	10%	2,822,452	63,257	2,467,039	
Furniture and Fixture	2,857,871	-	2,857,871	10%	1,955,474	22,560	879,837	
Link Road	912,987	-	912,987	20%	880,662	1,616	30,709	
Office Equipment	13,561,009	49,720	13,610,729	10%	9,678,777	98,299	3,833,653	
Motor Vehicle	4,202,919	-	4,202,919	20%	4,139,581	3,167	60,171	
<b>Total :</b>	<b>361,745,071</b>	<b>49,720</b>	<b>361,794,791</b>		<b>89,400,767</b>	<b>1,103,172</b>	<b>271,290,852</b>	
<b>Revaluation Value :</b>								
Particulars	Revaluation (Amount in Taka)			Depreciation (Amount in Taka)			Cost Less Depreciation as at 30.09.2023	
	Balance as at 01.07.2023	Addition /Adjustment	Balance as at 30.09.2023	Rate	Balance as at 01.07.2023	Charge during the Period		Balance as at 30.09.2023
	Land and Land Development	179,548,069	-	179,548,069	-	-		-
Building and Construction	50,598,825	-	50,598,825	2.5%	10,463,165	250,848	39,884,812	
Plant and Machinery	3,268,320	-	3,268,320	7%	3,016,180	4,412	247,728	
Electrical Installation	465,819	-	465,819	10%	462,568	81	3,170	
Furniture and Fixture	20,587	-	20,587	10%	20,587	-	-	
Office Equipment	18,214	-	18,214	10%	18,214	-	-	
Motor Vehicle	94,159	-	94,159	20%	94,159	-	-	
<b>Total :</b>	<b>234,013,993</b>	<b>-</b>	<b>234,013,993</b>		<b>14,074,872</b>	<b>255,342</b>	<b>219,683,779</b>	
<b>Balance as on Sept. 30, 2023</b>	<b>595,759,064</b>	<b>49,720</b>	<b>595,808,784</b>		<b>103,475,640</b>	<b>1,358,514</b>	<b>490,974,631</b>	

**Allocation of depreciation charged during the year**

Particulars	Depreciation at		Total
	% of Allocation	Revaluation	
Factory Expenses	85.00%	217,040	1,154,737
Administrative Expenses	12.00%	30,641	163,022
Selling and Distribution Expenses	3.00%	7,660	40,755
<b>Total</b>	<b>100%</b>	<b>255,342</b>	<b>1,358,514</b>

**Bangladesh Monospool Paper Mfg. Co.Ltd**  
**Statement of Tax Depreciation**  
Calculation of Deferred Tax

Assessment Year 2024-2025  
For the Year from 01-07-23 to 30-09-2023

Annexure-B

Sl. No	Assets	Opening Balance	Addition	Disposal	Closing Balance at cost	% of Depreciation	Depreciation at cost	Depreciation on Revaluation	Total Depreciation	Closing Balance
1	Land & Land Development	200,168,860	-	-	200,168,860	-	-	-	-	200,168,860
2	Building & Construction	12,984,058	-	-	12,984,058	5%	162,301	-	162,301	12,821,757
3	Plant & Machinery	16,441,046	-	-	16,441,046	20%	822,052	-	822,052	15,618,994
4	Electrical Installation	1,289,292	-	-	1,289,292	20%	64,465	-	64,465	1,224,827
5	Furniture & Fixture	875,568	-	-	875,568	10%	21,889	-	21,889	853,679
6	Link Road	156,023	-	-	156,023	10%	3,901	-	3,901	152,123
7	Office Equipment	2,982,473	49,720	-	3,032,193	10%	75,805	-	75,805	2,956,389
8	Motor Vehicle	1,051,100	-	-	1,051,100	20%	52,555	-	52,555	998,545
	<b>Total:</b>	<b>235,948,421</b>	<b>49,720</b>	<b>-</b>	<b>235,998,141</b>	<b>-</b>	<b>1,202,967</b>	<b>-</b>	<b>1,202,967</b>	<b>234,795,174</b>

Carrying Amount	Tax Base	Taxable/Deductible
71,144,389	34,626,314	36,518,075
		22.50%
		8,216,567
		(8,194,113)
		<u>22,454</u>

**Deferred Tax Liabilities as at 30 Sept' 2023**

Property, Plant & Equipment except land at cost  
Tax on business income  
Closing deferred tax liability/(assets)-at cost  
Opening deferred tax liabilities/(assets)-at cost  
Deferred tax expenses/(income)-at cost

Revaluation surplus  
Tax on capital gain  
Closing deferred tax liabilities/(assets)-at revaluation  
Opening deferred tax liabilities/(assets)-at revaluation  
**Deferred tax expense/(income)-at revaluation**

219,683,779  
15%  
32,952,567  
(32,990,868)  
**(38,301)**